

Ayuntamiento de Zaragoza  
Estado Analítico del Activo

Del 1 de Enero al 31 de Julio del 2018

| Concepto  | Saldo Inicial<br>1     | Cargos del Periodo<br>2 | Abonos del Periodo<br>3 | Saldo Final<br>4=(1+2-3) | Variación del Periodo<br>(4 - 1) |
|---|------------------------|-------------------------|-------------------------|--------------------------|----------------------------------|
| <b>ACTIVO</b>   |                        |                         |                         |                          |                                  |
| <b>ACTIVO CIRCULANTE</b>                                      | <b>\$19,294,338.63</b> | <b>\$61,980,121.31</b>  | <b>\$59,314,793.65</b>  | <b>\$21,959,666.29</b>   | <b>\$2,665,327.66</b>            |
| Efectivo y Equivalentes                                       | \$7,378,832.85         | \$33,717,116.19         | \$28,707,156.13         | \$12,388,792.91          | \$5,009,960.06                   |
| Derechos a Recibir Efectivo o Equivalentes                    | \$4,536,667.13         | \$27,363,005.12         | \$27,082,043.67         | \$4,817,628.58           | \$280,961.45                     |
| Derechos a Recibir Bienes o Servicios                         | \$7,378,838.65         | \$900,000.00            | \$3,525,593.85          | \$4,753,244.80           | -\$2,625,593.85                  |
| Inventarios   | \$0.00                 | \$0.00                  | \$0.00                  | \$0.00                   | \$0.00                           |
| Almacenes   | \$0.00                 | \$0.00                  | \$0.00                  | \$0.00                   | \$0.00                           |
| Estimación por Pérdida o Deterioro de Activos Circulantes     | \$0.00                 | \$0.00                  | \$0.00                  | \$0.00                   | \$0.00                           |
| Otros Activos Circulantes                                     | \$0.00                 | \$0.00                  | \$0.00                  | \$0.00                   | \$0.00                           |
| <b>ACTIVO NO CIRCULANTE</b>                                   | <b>\$7,906,410.09</b>  | <b>\$10,347,007.47</b>  | <b>\$307,448.00</b>     | <b>\$17,945,969.56</b>   | <b>\$10,039,559.47</b>           |
| Inversiones Financieras a Largo Plazo                         | \$0.00                 | \$513,790.45            | \$307,448.00            | \$206,342.45             | \$206,342.45                     |
| Derechos a Recibir Efectivo o Equivalentes a Largo Plazo      | \$0.00                 | \$0.00                  | \$0.00                  | \$0.00                   | \$0.00                           |
| Bienes Inmuebles, Infraestructura y Construcciones en Proceso | \$8,708,684.03         | \$9,319,241.92          | \$0.00                  | \$18,027,925.95          | \$9,319,241.92                   |
| Bienes Muebles  | \$3,635,962.74         | \$513,975.10            | \$0.00                  | \$4,149,937.84           | \$513,975.10                     |
| Activos Intangibles   | \$0.00                 | \$0.00                  | \$0.00                  | \$0.00                   | \$0.00                           |
| Depreciación, Deterioro y Amortización Acumulada de Bienes    | -\$4,438,236.68        | \$0.00                  | \$0.00                  | -\$4,438,236.68          | \$0.00                           |
| Activos Diferidos   | \$0.00                 | \$0.00                  | \$0.00                  | \$0.00                   | \$0.00                           |
| Estimación por Pérdida o Deterioro de Activos no Circulantes  | \$0.00                 | \$0.00                  | \$0.00                  | \$0.00                   | \$0.00                           |
| Otros Activos no Circulantes                                  | \$0.00                 | \$0.00                  | \$0.00                  | \$0.00                   | \$0.00                           |
| <b>TOTAL DEL ACTIVO</b>                                       | <b>\$27,200,748.72</b> | <b>\$72,327,128.78</b>  | <b>\$59,622,241.65</b>  | <b>\$39,905,635.85</b>   | <b>\$12,704,887.13</b>           |

Bajo protesta de decir verdad declaramos que los Estados Financieros y sus Notas son razonablemente correctos y responsabilidad del emisor

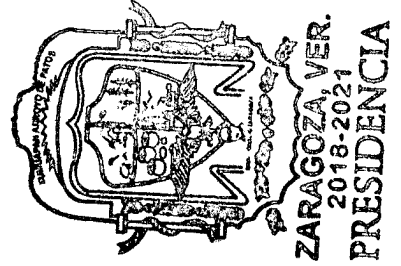


C. Minerva Martínez Ramírez  
Presidenta Municipal

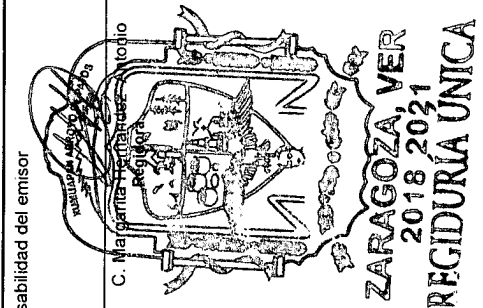
Jg. Tomas Rigoberto Calderón Méndez  
Síndico

C. Mariposa Hernández  
Regidora

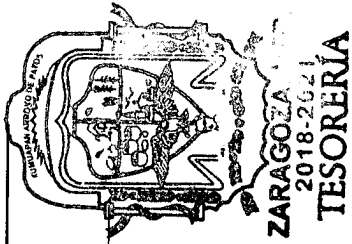
Lic. Gladis Bautista Ramírez  
Tesorera



ZARAGOZA VER.  
2018-2021  
PRESIDENCIA



ZARAGOZA, VER.  
2018 2021  
REGIDURÍA UNICA



ZARAGOZA  
2018-2021  
TESORERIA